




OCHFA Cable Module



720 x 720 product brief

High Resolution Cable Module Combined with OMNIVISION's CameraCubeChip® Modules and OVMed® ISP Boards, Provide Complete Medical Imaging Subsystems for Single-Use Endoscopes and Catheters

OMNIVISION's OVMed® cable module line of endoscope, catheter and dental cables create a platform, in combination with the company's portfolio of CameraCubeChip® wafer-level camera modules and OVMed® image signal processor (ISP) boards. As the world's top supplier of medical imaging components, this addition makes OMNIVISION the industry's first supplier of complete, end-to-end medical imaging subsystems, enabling medical device OEMs to focus on differentiating their core endoscope and catheter designs, while accelerating time to market and obtaining a competitive materials cost. This single source of supply and support for the entire medical imaging subsystem is also tuned for optimal performance by OMNIVISION's imaging experts.

OVMed® cable modules provide high image quality with minimal artefacts, for the transmission of captured images from the endoscope's distal tip, down the endoscope shaft to the proximal end. These cables are optimized for small module size, thin diameter, flexibility, mechanical robustness and cost. Additionally, they are electrically shielded for electromagnetic compatibility (EMC) and interference (EMI), which allows the cables to withstand high energy

discharges during multimodal medical imaging procedures inside the body, while eliminating interference with other devices in the operating room.

High Resolution 720 x 720 Camera Module

The OCHFA cable module features OMNIVISION's CameraCubeChip® wafer-level technology and provides a tiny 1.15 mm x 1.15 mm camera module, with 720 x 720, or 518 KPixel resolution, for high quality image captures. The cable module also features the latest OVMed® cables that are highly flexible and come in a thin micro-coaxial form factor.

OMNIVISION's OVMed® cable modules are medical-grade, trusted components, undergoing comprehensive certification, qualification and testing, including testing for banned substances, sterilization, biocompatibility, workmanship, operational tests and stress tests. This increases the likelihood and speed of FDA certification for medical device OEMs, while providing hospitals, surgeons and patients with a high level of confidence in the endoscope device.

Find out more at www.ovt.com.



OCHFA Cable Module

Ordering Information

- OCHFA10-KL1C-0A3E-Z (color, lead-free) OVMed® cable module with single channel, no illumination, connector A, 1.5 m, 6 wires (4 wires for AntLinX™ Analog, 2 wires for LED connection), generation 1
- OCHFA10-KL1C-0B2A-Z (color, lead-free) OVMed® cable module with single channel, no illumination, connector B, 1.5 m, AntLinX™ Analog, generation 1
- OCHFA10-KL1E-0B2E-Z (color, lead-free) OVMed® cable module with single channel, no illumination, connector B, 2.5 m, AntLinX™ Analog, generation 1

Applications

- medical, dental, veterinarian, and industrial endoscopes

Product Features

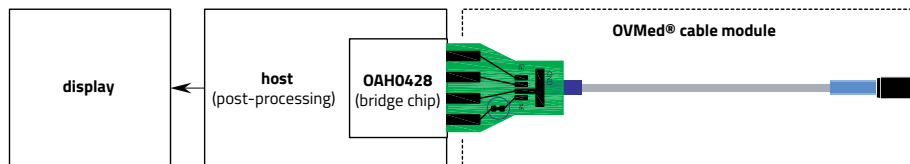
- optical size of 1/17.5"
- non-autoclavable
- analog output
- single 3.3V power supply
- on-chip PLL
- serial peripheral interface (SPI)
- exposure and gain control
- pseudo-global shutter (LED mode)
- PureCel®Plus-S pixel structure
- improved sensitivity, FWC, zero blooming, low noise, and low power consumption
- enhanced NIR sensitivity
- square aspect ratio
- minimum package size (total 4 pads)
- 4 m drive distance
- different lengths of cable and LED configurations are available upon request
- six-wire design includes 4 wires for AntLinX™ Analog and 2 wires for LED connection by customer

Technical Specifications

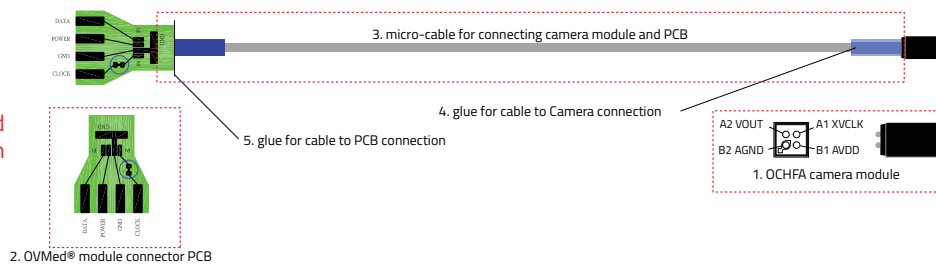
- active array size: 720 x 720
- color mosaic: RGB Bayer pattern
- pixel size: 1.008 μm x 1.008 μm
- image area: 733.824 μm x 733.824 μm
- tip x-y dimensions:
 - maximum x-dimension: <1.15 mm
 - maximum y-dimension: <1.15 mm
- rigid parts z-dimension: <5 mm
- cable diameter:
 - KL1C-0A3E: 0.43 ±0.05 mm
 - KL1C-0B2A: 0.52 ±0.1 mm
 - KL1E-0B2E: 0.45 ±0.03 mm
- cable length:
 - KL1C-0A3E: 1500 ±20 mm
 - KL1C-0B2A: 1500 ±20 mm
 - KL1E-0B2E: 2500 ±20 mm
 - custom cable length available
- end connector PCB:
 - 6-pin connector A (4 wires for AntLinX™ Analog, 2 wires for LED connection): 15.6 mm x 25 mm; 0.1" pitch
 - 4-pin connector B: 10.6 mm x 25 mm; 0.1" pitch
 - custom cable connectors available
- frame rate:
 - 518 Kpixel (720 x 720): 30 fps
 - 360 Kpixel (600 x 600): 40 fps
 - 160 Kpixel (400 x 400): 60 fps
- power supply: analog: 3.3V ±5%
- power requirements: 25 mW (with IO consumption)
- temperature range:
 - operating: -20°C to +70°C junction temperature
 - stable image: 0°C to +50°C junction temperature
- output formats: analog signal output
- optical size: 1/17.5"
- diagonal field-of-view (FOV): 123° ±3°
- f no.: 5.0
- focal length: 0.417 mm
- maximum exposure: 2480 x Tline
- scan mode: progressive

Diagrams

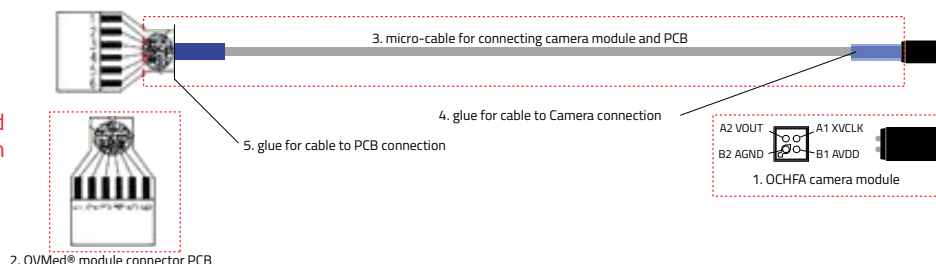
OCHFA10 OVMed® cable module system diagram



4-pin cable and interface diagram



6-pin cable and interface diagram



Version 1.3, September 2024

4275 Burton Drive
Santa Clara, CA 95054
USA

Tel: + 1 408 567 3000
Fax: + 1 408 567 3001
www.ovt.com

OMNIVISION reserves the right to make changes to their products or to discontinue any product or service without further notice. OMNIVISION, the OMNIVISION logo, PureCel, OVMed, and CameraCubeChip are registered trademarks of OmniVision Technologies, Inc. AntLinX is a trademark of OmniVision Technologies, Inc. All other trademarks are the property of their respective owners.

OMNIVISION®